



COMPLETE PRODUCT LINE

Manufacturer of Pumps, Tanks, Heat Exchangers & Accessories



PUMPS



PACKAGES



ACCESSORIES

www.flofab.com
005-cat-2016-comp

Founder 1981



Flo Fab was established in 1981 by Denis Gauvreau who created and developed the products line and constantly being perfected by Marc Gauvreau, as well as by a team of professional engineers and designers. It's a combination of existing designs from several renowned products and the innovative ideas of a new generation professionals.

Through the years, Flo Fab has acquired several companies and service entities including : AQUA-PROFAB (ASME Tanks manufacturer), MÉNARD, LÉONARD ÉLECTRIQUE, PMA. , Furthermore Flo Fab purchased equipment, fabrication designs and patterns from IDEALCO, a manufacturer of shell and tube type heat exchangers.

The after sales services, sales, engineering, R&D, production, quality control, accounting and administration departments of all the above companies share the same location.

In December 2014, Marc Gauvreau, son of the founder, acquired all shares of The company. Flo Fab and is constantly investing in new state of the art innovations new product like the XRI series and Prefab Skid for Hydronic Heating & cooling system, pumping systems. This has allowed Flo Fab to retain competent and experienced staff of professionals with varied and specialized abilities that constantly work on improving our existing products and add new engineered solutions that exceeding customer's expectations .

Flo Fab has grown quite rapidly and now proudly offers of a wide range of products available directly from one manufacturer. This includes pumps & pump packages, tanks, heat exchangers & hydronic accessories. This allows each project stakeholders to enjoy economical savings, peace of mind, best value for their investment and optimized total cost of ownership.

TABLE OF CONTENTS



VERTICAL IN-LINE PUMPS.....	3
FEATURE PRODUCT.....	4
SERIES XRI VARIOUS CONFIGURATIONS.....	5
HORIZONTAL BASE MOUNTED & CLOSE COUPLED END SUCTION PUMPS.....	6
SPLIT CASE DOUBLE SUCTION PUMPS.....	7
MULTISTAGE PUMPS / CLOSE COUPLED STAINLESS PUMPS / CONDENSATE & TURBINE PUMPS.....	8
ASME TANKS & AIR SEPARATORS.....	9
HEAT EXCHANGERS.....	10
HOW TO PRICE A PACKAGE.....	11
COMPLETE MECHANICAL ROOM.....	12-13
HYDRONIC ACCESSORIES.....	14-15
SUBMERSIBLE PUMPS (PLUMBING).....	16-17
PACKAGED SYSTEMS.....	18-19-20-21
DIFFERENT SYSTEMS.....	22-23
COMPLETE AND ON GOING PROJECTS.....	24

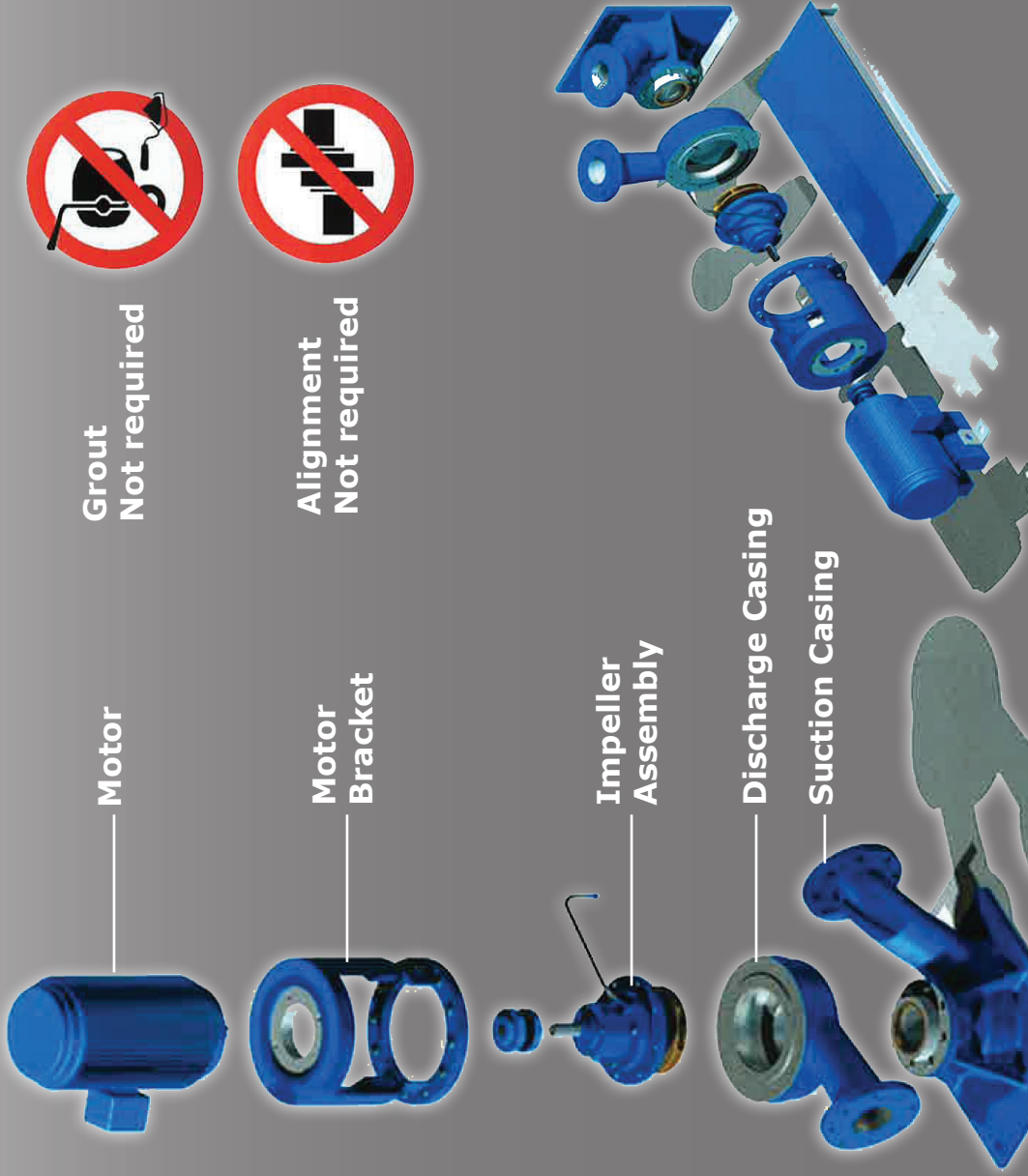


FLO FAB'S VERTICAL IN-LINE PUMPS

			
SERIES	500	600	880RI
TYPE	Circulating Pump	In-Line Circulator	Vertical In-Line Centrifugal Split Coupling
CAPACITIES	up to 234 USGPM 54 m ³ /hr	up to 290 USGPM 61 m ³ /hr	up to 3000 USGPM (680 m ³ /hr)
HEAD	up to 43 ft. (14 m)	up to 120 ft. (37 m)	up to 650 ft. (198 m)
PRESSURE	up to 145 PSI (999 kPa)	up to 250 PSI (1724 kPa)	up to 250 PSI (1724 kPa)
HORSEPOWER	up to 2/5 HP (280 kW)	up to 10 HP (7.5 kW)	up to 200 HP (149 kW)
DRIVES	ECM Motor ERP Ready	56C Electric Motors	TC Electric Motors
APPLICATIONS	Water / Glycol	Water / Glycol	Water / Glycol
TEMPERATURE	up to 220°F (104 °C)	up to 250°F (121 °C)	up to 300°F (149°C)
CONSTRUCTION MATERIAL	Cast Iron, Stainless, Bronze	Cast Iron, Bronze Fitted or All Bronze	Cast Iron, Bronze Fitted as Standard, Other Materials Also Available

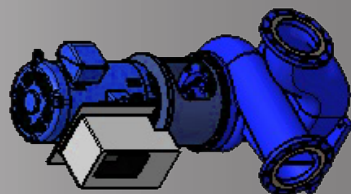
- FEATURE PRODUCT -

VERTICAL POSITION



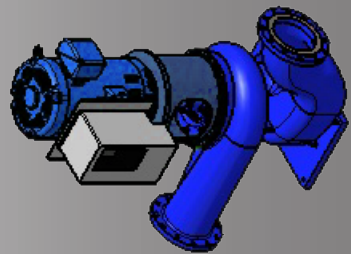
	XRI
SERIES	Universal
TYPE	10 positions Vertical / Horizontal Centrifugal Pump with removable Impeller
CAPACITIES	up to 15850 USGPM 3600 m ³ /hr
HEAD	up to 655 ft. (200 m)
PRESSURE	up to 600 PSI (4136 kPa)
HORSEPOWER	up to 1000 HP (746 kW)
DRIVES	TC Electric Motors
APPLICATIONS	Water / Glycol
TEMPERATURE	up to 300°F (149°C)
MATERIAL OF CONSTRUCTION	Cast Iron, Bronze Fitted as Standard, Other Ma- terials Also Available

SERIES XRI VARIOUS CONFIGURATIONS



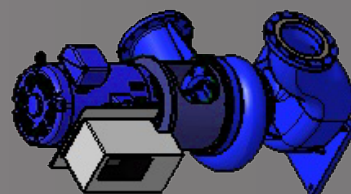
CV

CROSSED VERTICAL



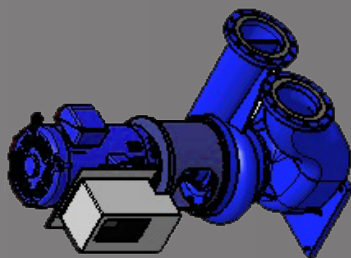
IV

INLINE VERTICAL



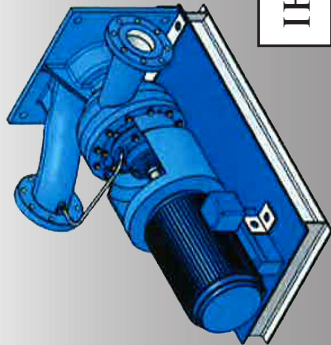
LV

L-SHAPED VERTICAL



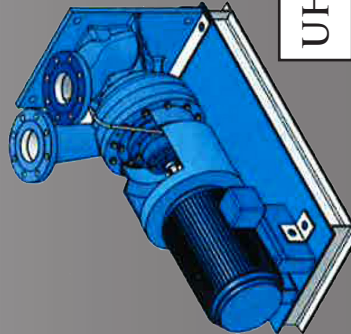
UV

U-SHAPED VERTICAL



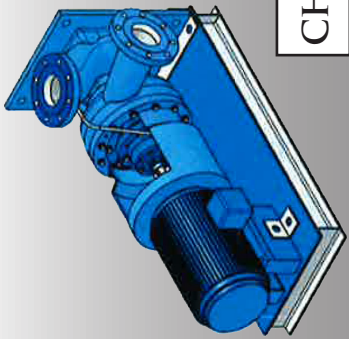
IH

INLINE HORIZONTAL



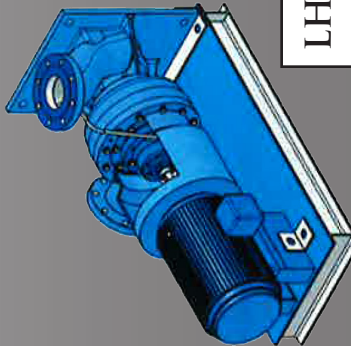
UH

U-SHAPED HORIZONTAL



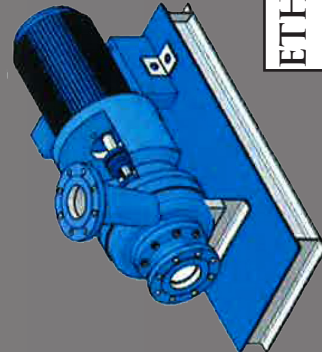
CH

CROSSED HORIZONTAL



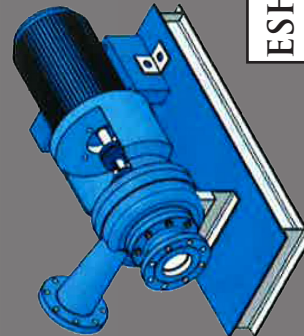
LH

L-SHAPED HORIZONTAL



ETH

**END SUCTION TOP
HORIZONTAL**







ESH

**END SUCTION
HORIZONTAL**

FLO FAB'S VERTICAL IN-LINE PUMPS





HORIZONTAL BASE MOUNTED & CLOSE COUPLED END SUCTION TYPE PUMPS

			
SERIES	1000/1004	2000	2300 / 2600
TYPE	Compact In-Line Centrifugal	End Suction, Close Coupled	Radially Split Bearing Frame Pump Mounted With Flexible Coupling Back Pull Out Design
CAPACITIES	up to 3000 USGPM (680 m ³ /hr)	up to 1900 USGPM (431 m ³ /hr)	up to 1900 USGPM (431 m ³ /hr)
HEAD	up to 650 ft. (198 m)	up to 120 ft. (37 m)	up to 410 ft. (125 m)
PRESSURE	up to 250 PSI (1724 kPa)	up to 175 PSI (1206 kPa)	up to 400 PSI (1206 kPa) with 400# flanges
HORSEPOWER	up to 200 HP (149 kW)	up to 200 HP (149 kW)	up to 500 HP (373 kW)
DRIVES	JM Electric Motors	JM Electric Motors	T Frame Electric Motors or Diesel Engines
APPLICATIONS	Water / Glycol	Water / Glycol	Water / Glycol
TEMPERATURE	up to 300°F (149°C)	up to 300°F (149°C)	up to 300°F (149°C)

FLO FAB'S SPLIT CASE DOUBLE SUCTION PUMPS

			
SERIES	4800L	4800U	4800V
TYPE	Single Stage, Double Suction Split Case	Single Stage, Double Suction Split Case	Vertically Mounted, Single Stage, Double Suction Split Case
CAPACITIES	up to 12000 USGPM (2725 m ³ /hr)	up to 12000 USGPM (2725 m ³ /hr)	up to 12700 USGPM (2884 m ³ /hr)
HEAD	up to 750ft. (227 m)	up to 750ft. (227 m)	up to 625ft. (190 m)
PRESSURE	up to 600 PSI (4136 kPa)	up to 600 PSI (4136 kPa)	up to 600 PSI (4136 kPa)
HORSEPOWER	up to 800 HP (597 kW)	up to 800 HP (597 kW)	up to 1750 HP (1305 kW)
DRIVES	Electric Motors, Diesel Engines, Steam Turbines	Electric Motors, Diesel Engines, Steam Turbines	Electric Motors, Diesel Engines, R.A.G.D
APPLICATIONS	Water / Glycol	Water / Glycol	Water / Glycol
TEMPERATURE	up to 300°F (149°C)	up to 300°F (149°C)	up to 300°F (149°C)
CONSTRUCTION MATERIAL	Cast Iron, Bronze Fitted as Standard, Other Materials Also Available	Cast Iron, Bronze Fitted as Standard, Other Materials Also Available	Cast Iron, Bronze Fitted as Standard, Other Materials Also Available





FLO FAB'S MULTISTAGE & CLOSED COUPLED STAINLESS STEEL TYPE PUMPS

				
SERIES	PSMCF	PSM	PSF	PST
TYPE	Vertical Multistage	Vertical Multistage	Flanged Close Coupled Centrifugal	NPT Close Coupled Centrifugal
CAPACITIES	up to 250 USGPM (56 m ³ /hr)	up to 792 USGPM (180 m ³ /hr)	13 to 380 USGPM (3 to 86 m ³ /hr)	up to 52 USGPM (12 m ³ /hr)
HEAD	up to 930 ft. (283 m)	up to 930 ft. (283 m)	up to 150 ft. (46 m)	up to 150 ft. (46 m)
PRESSURE	up to 430 PSI (2964 kpa)	up to 430 PSI (2964 kpa)	up to 145 PSI (1000 kpa)	up to 115 PSI (793 kpa)
HORSEPOWER	up to 50HP (37 kW)	up to 100HP (75 kW)	up to 15HP (11 kW)	up to 3HP (2.2 kW)
DRIVES	Vertical Electrical Motor	Vertical Electrical Motor	Electric Close Coupled Motors	Vertical Electrical Motor
APPLICATIONS	Water and Clear Liquids	Water and Clear Liquids	Water and Clear Liquids	Water and Clear Liquids
TEMPERATURE	5°F(-15°C) to 248°F (120°)	5°F(-15°C) to 248°F (120°)	up to 225°F (107°C)	up to 225°F (107°C)
CONSTRUCTION MATERIAL	#304 Stainless Steel Optional #316 S/S	Cast Iron as Standard, or Stainless Steel #304 & #316	#304 Stainless Steel	#304 Stainless Steel

FLO FAB'S ASME TANKS & AIR SEPARATORS

SERIES				
TYPE	SEP Vortex - Tangential Air Separator (With or Without Strainer)	ADSR/AD In-Line Air/Dirt Separator (With Strainer)	RDT/BT Non Replaceable Bladder Expansion Tank Replaceable Bladder Expansion Tank (with bottom system connection)	RLU / RWU Hot Water Storage Tank with Heater RSE Hot Water Storage Tank
CAPACITIES	56 to 67000 USGPM (13 to 15217 m ³ /hr)	69 to 12100 USGPM (16 to 2748 m ³ /hr)	3 to 3962 Gallons (11 to 15000 liters)	100 to 15000 Gallons (379 to 56781 liters)
CONNECTIONS	2" to 48" Diameter (50 mm to 914 mm)	2" to 36" Diameter (50 mm to 914 mm)	1" to 3" 25 mm to 75 mm	As Requested
PRESSURE	up to 250 PSI (1724 kPa)	up to 250 PSI (1724 kPa)	up to 250 PSI (1724 kPa)	up to 250 PSI 1724 kPa
TEMPERATURE	up to 550°F (288°C)	up to 550°F (288°C)	up to 240°F (115°C)	up to 550°F (288°C)
CONSTRUCTION MATERIAL	Carbon Steel or Stainless Steel	Carbon Steel or Stainless Steel	Carbon Steel EPDM	Carbon Steel or Stainless Steel

FLO FAB'S HEAT EXCHANGERS

				
	Shell and Tube Heat Exchangers	Plate and Frame Heat Exchangers	Brazed Heat Exchangers	IQP1000 / ACH550
SERIES	"W"	"FFW" AHRI	"BR"	VFD
TYPE	Water to Water / Glycol to Water	Steam to Water Water to Water Glycol to Water	Steam to Water Water to Water Glycol to Water	Flo Fab's Preferred* 200-240V / 3-Phase 380-480V / 3-Phase 500-600V / 3-Phase
CAPACITIES	up to 3000 USGPM 681 m ³ /hr up to 250 PSI (1724 kPa) Steam	up to 10000 USGPM 2271 m ³ /hr up to 250 PSI (1724 kPa) Steam	up to 400 USGPM 91 m ³ /hr up to 150 lbs Steam	150% for 60 sec. (HD), 120% for 60 sec. (ND)
PRESSURE	150 PSI (1034 kPa) 250 PSI (1724 kPa)	up to 300 PSI (2068 kPa)	up to 300 PSI (2068 kPa)	
APPLICATIONS	Water, Glycol or Steam	Water, Glycol or Steam	Water, Glycol or Steam	
TEMPERATURE	up to 300°F (144°C)	up to 300°F (144°C)	up to 300°F (144°C)	
CONSTRUCTION MATERIAL	Carbon Steel or Stainless Steel with Stainless Steel Tubes	Carbon Steel, Titanium and Stainless Steel. Other Materials available	Titanium and Stainless Steel. Other Materials available	

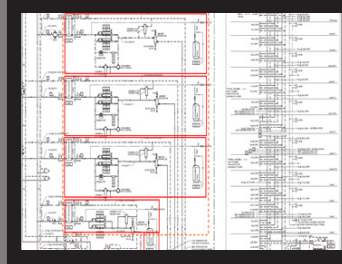
Quotation Requirements for Skid Package



What we need ?

- 1.1 System PID
- 1.2 Pumps, Tanks and Heat Exchangers Schedule
- 1.3 Cut sheets for non Flo Fab parts like
ex. Boilers, Chillers, etc...
- 1.4 Skids footprint
- 1.5 Mechanical room footprint
- 1.6 Details sequence of control


PID:



Production:



Package:



Quality Control

All pumps are factory tested and certified performance test is available when requested by the consultant. Test facilities up to 400 HP with 27,000 gallons test bench with calibrated instruments.



Skid Advantages

- Solution for both : New construction and Retrofit.
- Easily add more modules for future expansion.
- One single point of Responsibility / Contact .
- One single submittal for approval Vs. Individual submittals for each component.
- Financial : Cost reduction, Effectively reduce total cost of ownership for all project stakeholders (Contractor / Consultant Engineer / End User)
- Financial : Space saving due to optimized space utilisation.
- Financial : Time (Cost) saving : Skid built in parallel during building construction, also .
- Financial : Cash flow management: One single invoice / payment for all works
- Financial : Overhead saving including project management, logistical coordination, insurance expense, ...etc.
- Financial : No surplus or extra components left

2.1 Heating and Cooling Systems

2.2 Module HC will be composed of two pumps, control panel VFD, expansion tank, air separator, chemical pot Feeder, and glycol fill system (optional), balancing valves, isolation valves, air vents and drain connections, multifunction valves, suction diffusers or Y strainers, interconnecting black steel schedule 40 piping. All package components are mounted on a structural steel base with lifting lugs.

SPECS example :

Product	Product Type	Section(s)	Date Submitted	Status
XRI	Separately Coupled, Horizontally Mounted, In-Line Centrifugal Pumps	232123-HYDRONIC PUMPS	1/5/2016	Submitted View Details
880RI	Separately Coupled, Vertically Mounted, In-Line Centrifugal Pumps	232123-HYDRONIC PUMPS	1/5/2016	Submitted View Details
2000	Separately Coupled, Base-Mounted, End-Suction Centrifugal Pumps	232123-HYDRONIC PUMPS	1/5/2016	Submitted View Details

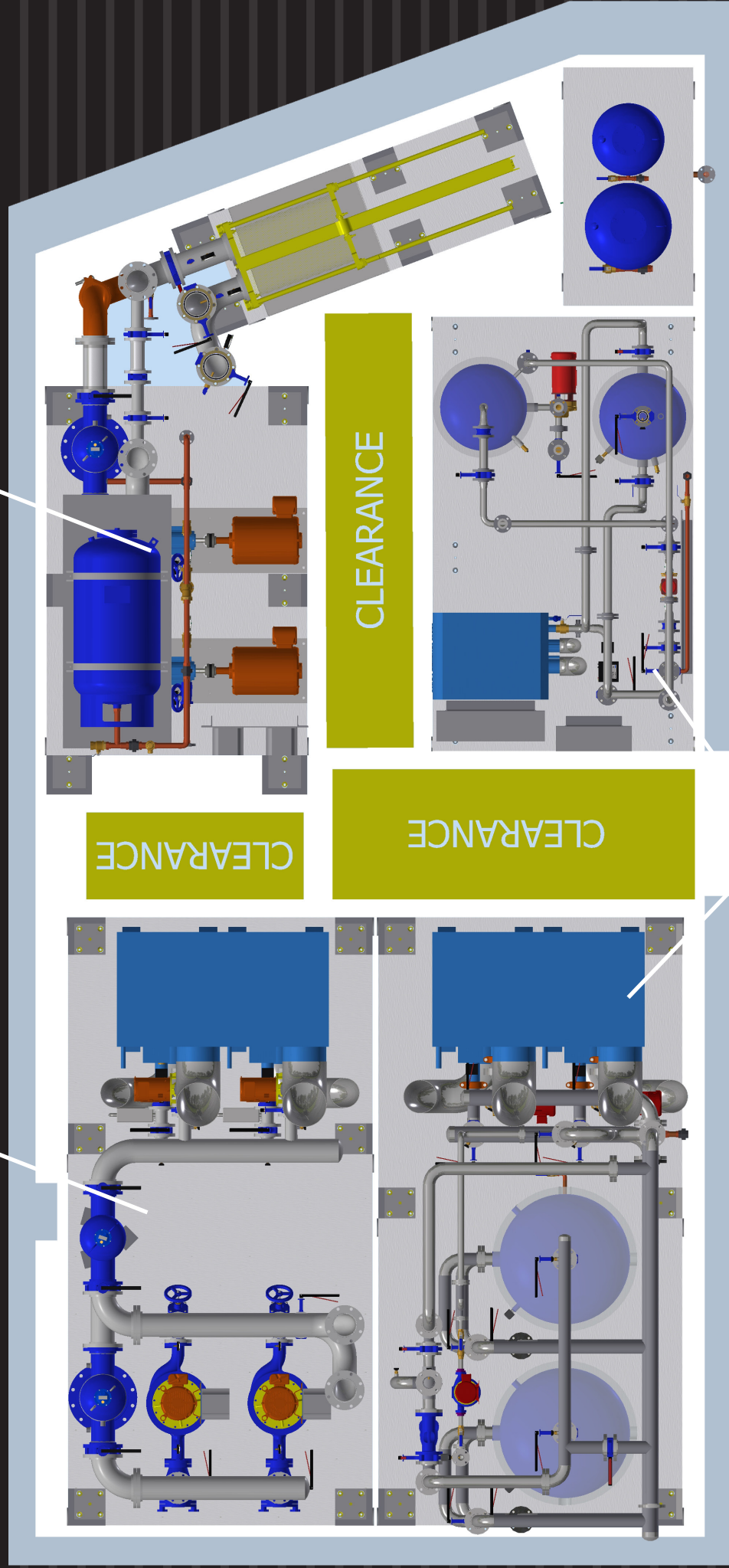
after fabrication by contractor.

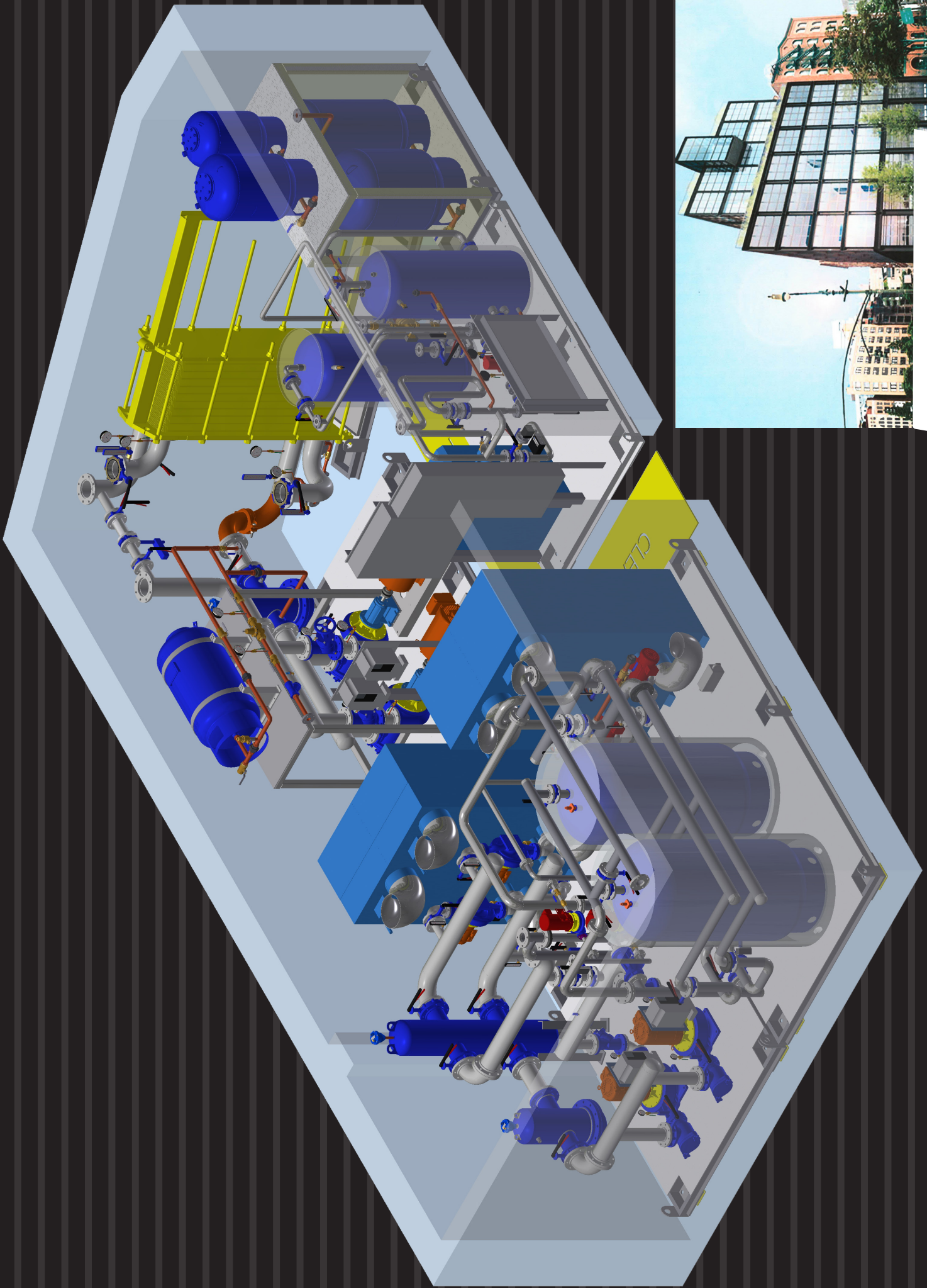
- Time (Cost) saving : No construction delay due to missing one single component order, wrong delivery or defective component.
- Quality: Assembly within controlled environment by certified technicians / welders using approved work methods / procedures.
- Quality / Financial : Factory wired and tested = site plug & play
- Safety: Avoid unpleasant site safety incidents and lost days as we tremendously minimize job site man-hours.

Typical Mechanical Room

Hydronic Heating System Skid

Hydronic Cooling System Skid





**POD HOTEL, NEW YORK,
UNITED-STATES**

AIR VENT - MV

Material: Cast Iron
 Pressure: MV15 150 PSIG at 345°F
 MV15 300 PSIG at 400°F
 Size Range: 3/4"
 Connections : Threaded



AIR VENT - AA

Material: Brass
 Pressure: 150 PSIG at 200°F
 Size Range: 1/8" and 1/4"
 Connections : Threaded



BUTTERFLY VALVE - BFVZ - L

Material: Cast Iron Body, Stainless Steel
 Disc, EPDM Seat
 Pressure : 175 PSIG at 225°F up to 12"
 150 PSIG at 250°F
 from 14" to 24"
 Size Range: 2" to 24"
 Body Style : Lug




MULTIFUNCTION VALVE - MFV

Material : Ductile Iron and Stainless Steel Disc
 Pressure: 150 PSIG at 225°F
 Size Range: 2" to 18"
 Connections: MFV-F: Flanged



PRESSURE AND OR TEMPERATURE PORTS

Material : Bronze
 Pressure : 1000 PSIG at 140°F
 Size Range : 1/4"
 Connections: SS2501 : Threaded
 SS2511: Threaded
 Extended



WAFER CHECK VALVE - LSDDDB

Material : Cast Iron Body, Stainless Steel
 Disc, EPDM Seat
 Pressure: 175 PSIG at 225°F up to 12"
 150 PSIG at 250°F
 from 14" to 24"
 Body Style: Wafer




SUCTION DIFFUSER - ASDFF

Material: Cast Iron Body, Stainless Steel Screen
Pressure: 175 PSIG at 250°F with water
200 PSIG at 150°F with steam
Size Range: 2" to 20"
Connections: Flanged




2000 - FIXED BLADDER EXPANSION TANK

Capacity: 2 to 132 Gallons (8 to 528 liters)
Pressure: up to 150PSI (1034kpa)
Temperature : up to 200°F (93°C)
Materials: Carbon Steel, Butyl



FLEXIBLE - ST

Material: Steel and Stainless Steel
Pressure : 475 PSIG at 850°F with water
Size Range: 1/2" to 2"
Connections: Threaded



STANDARD FLANGED CONNECTOR - SM

Material : Steel and Stainless Steel
Pressure : 125 PSIG at 450°F with water
Size Range: 2" to 16"
Body Style : Flanged



UNION ARCH FLEXIBLE - DUT

Material : Steel Union and EPDM
Pressure : 214 PSIG at 250°F with water
Size Range : 1/2" to 12"
Connections: Threaded Double



SINGLE ARCH FLEXIBLE - SSP & DSP

Material : Steel Flanged and EPDM
Pressure : 214 PSIG at 240°F with water
Size Range: 1 1/2" to 14"
Connections: SSP Flanged Single
DSP Flanged Double



FLO FAB'S SUBMERSIBLE PUMPS


PLUMBING

				
SERIES	LB-25, 40, 75, 215 & 315	FS-237, 337 & 437, 475, 675, 4110, 6110, 8110	LBV-40, LBV-75, 215 & 315	LBK-75, LBK-215 & 315
TYPE	Effluent Pump	Multi-Purpose Drainage Pump	Effluent & Sewage Vortex Pump	Effluent Sewage Non Clog Pump
CAPACITIES	up to 175 USGPM (40 m ³ /hr)	up to 1400 USGPM (317 m ³ /hr)	up to 159 USGPM (36 m ³ /hr)	up to 185 USGPM (42 m ³ /hr)
HEAD	8 to 72 ft. (2.4 to 21.5 m)	10 to 163 ft. (3 to 49 m)	4 to 59 ft. (1.2 to 18m)	10 to 59 ft. (3 to 18m)
SOLID SIZE	3/8" (9 mm)	3/4" (19 mm)	3/4" (19mm) 2" (50mm)	3/4" (19mm) 2" (50mm)
HORSEPOWER	up to 1 HP (0.75 kW)	up to 30HP (22 kW)	up to 1 HP (0.75 kW)	up to 1 HP (0.75 kW)
DRIVES	Air Filled Electrical Motors Explosion Proof	Air Filled Electrical Motors Explosion Proof	Air Filled Electrical Motors Explosion Proof	Air Filled Electrical Motors Explosion Proof
APPLICATIONS	Water	Water	Water, Sewage & Waste Liquids	Water & Waste Liquids
TEMPERATURE	up to 200°F (94 °C)	up to 200°F (94 °C)	up to 200°F (94 °C)	up to 200°F (94 °C)
CONSTRUCTION MATERIALS	Cast Iron	Cast Iron and Stainless Steel	Cast Iron	Cast Iron

				
SERIES	FBV-332 Sewage Non Clog Pump	FBV-337 & 437 Sewage Grinder Pump	BAF Break Away Fitting	Sub Accessories
CAPACITIES	up to 317 USGPM 72 m ³ /hr	up to 61 USGPM 14 m ³ /hr		
HEAD	8 to 66ft (2.4 to 20 m)	17 to 105ft (5.2 to 32 m)		
SOLID SIZE	2" (50 mm)	3" (80 mm)		
HORSEPOWER	up to 5 HP (3.7 kW)	up to 5 HP (3.7 kW)		
DRIVES	Air Filled Electrical Motors Explosion Proof	Air Filled Electrical Motor Explosion Proof		
APPLICATIONS	Water, Sewage & Waste Liquids	Water, Sewage & Waste Liquids		
TEMPERATURE	up to 200°F (94°C)	up to 200°F (94°C)		
CONSTRUCTION MATERIAL	Cast Iron	Cast Iron	Cast Iron	

FLO FAB'S PACKAGED SYSTEM

CAPACITIES	up to 30 USGPM (3.1 m ³ /hr)
HEAD	up to 692 ft. (300 PSI) (211 m)
PRESSURE	up to 300 PSI (2069 kPa)
HORSEPOWER	up to 10 HP (7.46 kW)
DRIVES	Electrical Motors
APPLICATIONS	Light Fuel Oil
TEMPERATURE	up to 150°F (65°C)
CONSTRUCTION MATERIALS	Bronze / Stainless Steel or Cast Iron



Type: D-FOM
Duplex
Fuel Oil System


CAPACITIES	up to 12000 USGPM (2725 m ³ /hr)
HEAD	up to 692 ft. (300 PSI) (211 m)
PRESSURE	up to 300 PSI (2069 kPa)
HORSEPOWER	up to 400 HP (298.3 kW)
DRIVES	Electrical Motors
APPLICATIONS	Water / Glycol
TEMPERATURE	up to 300°F (144°C)
CONSTRUCTION MATERIALS	Bronze / Stainless Steel or Cast Iron



Type: D-GLY
Duplex
Glycol System

Type: D-CPS-HT Duplex - Constant Pressure System

Fresno, California



CAPACITIES	up to 12000 USGPM (2725 m ³ /hr)
HEAD	up to 692 ft. (300 PSI) (211 m)
PRESSURE	up to 300 PSI (2069 kPa)
HORSEPOWER	up to 400 HP (298.3 kW)
DRIVES	Electrical Motors
APPLICATIONS	Water / Glycol
TEMPERATURE	up to 300°F (144°C)
CONSTRUCTION MATERIALS	Bronze / Stainless Steel or Cast Iron

Type: D-HC-XRI Duplex - Package

Toronto, Canada




CAPACITIES	up to 12000 USGPM (2725 m ³ /hr)
HEAD	up to 692 ft. (300 PSI) (211 m)
PRESSURE	up to 300 PSI (2069 kPa)
HORSEPOWER	up to 400 HP (298.3 kW)
DRIVES	Electrical Motors
APPLICATIONS	Water / Glycol
TEMPERATURE	up to 300°F (144°C)
CONSTRUCTION MATERIALS	Bronze / Stainless Steel or Cast Iron

CAPACITIES	up to 12000 USGPM (2725 m ³ /hr)
HEAD	up to 692 ft. (300 PSI) (211 m)
PRESSURE	up to 300 PSI (2069 kPa)
HORSEPOWER	up to 400 HP (298.3 kW)
DRIVES	Electrical Motors
APPLICATIONS	Water / Glycol
TEMPERATURE	up to 300°F (144°C)
CONSTRUCTION MATERIALS	Bronze / Stainless Steel or Cast Iron

Type: CHI Chiller Package

Garden City - Texas, USA



CAPACITIES	up to 12000 USGPM (2725 m ³ /hr)
HEAD	up to 692 ft. (300 PSI) (211 m)
PRESSURE	up to 300 PSI (2069 kPa)
HORSEPOWER	up to 400HP (298.3 kW)
DRIVES	Electrical Motors
APPLICATIONS	Water / Glycol
TEMPERATURE	up to 300°F (144°C)
CONSTRUCTION MATERIALS	Bronze / Stainless Steel or Cast Iron

Type: BOI Boiler Package

San Francisco - California, USA




CAPACITIES	up to 12000 USGPM (2725 m ³ /hr)
HEAD	up to 692 ft. (300 PSI) (211 m)
PRESSURE	up to 300 PSI (2069 kPa)
HORSEPOWER	up to 400 HP (298.3 kW)
DRIVES	Electrical Motors
APPLICATIONS	Water / Glycol
TEMPERATURE	up to 300°F (144°C)
CONSTRUCTION MATERIALS	Bronze / Stainless Steel or Cast Iron



Type: LCOO Large Cooling Package

Fort Bliss - Texas, USA

CAPACITIES	up to 12000 USGPM (2725 m ³ /hr)
HEAD	up to 692 ft. (300 PSI) (211 m)
PRESSURE	up to 300 PSI (2069 kpa)
HORSEPOWER	up to 400 HP (298.3 kW)
DRIVES	Electrical Motors
APPLICATIONS	Water / Glycol
TEMPERATURE	up to 300°F (144°C)
CONSTRUCTION MATERIALS	Bronze / Stainless Steel or Cast Iron



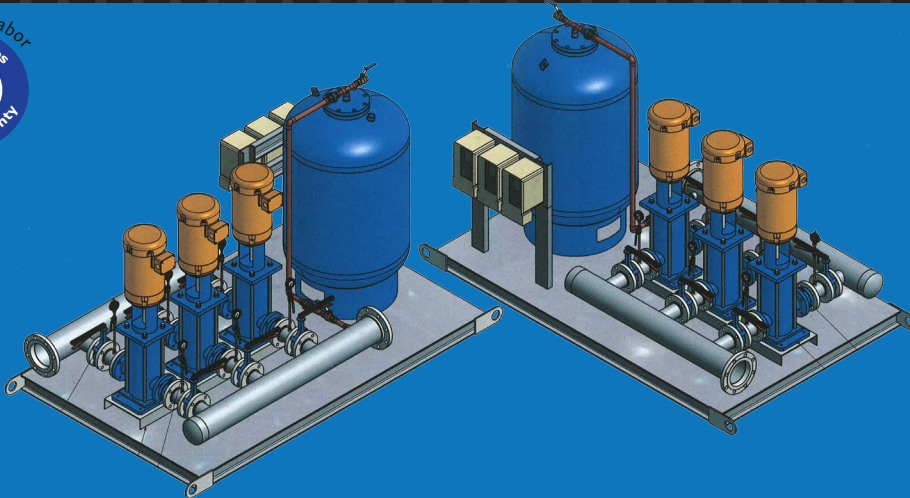
Type: HCE Heating with Cooling with Enclosure

Michigan, USA

FLO FAB

Booster


Parts and Labor
Packages
8
Year warranty



COGIR JAZZ ,
LONGUEIL, MONTREAL,

Heating or Cooling

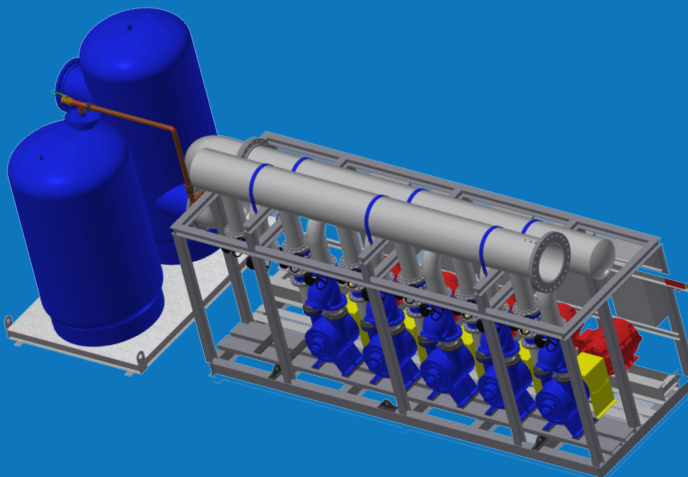
Parts and Labor
Packages
8
Year warranty



CONCORD GARDEN
RICHMOND, B.C., CA

Large Cooling

Parts and Labor
Packages
8
Year warranty

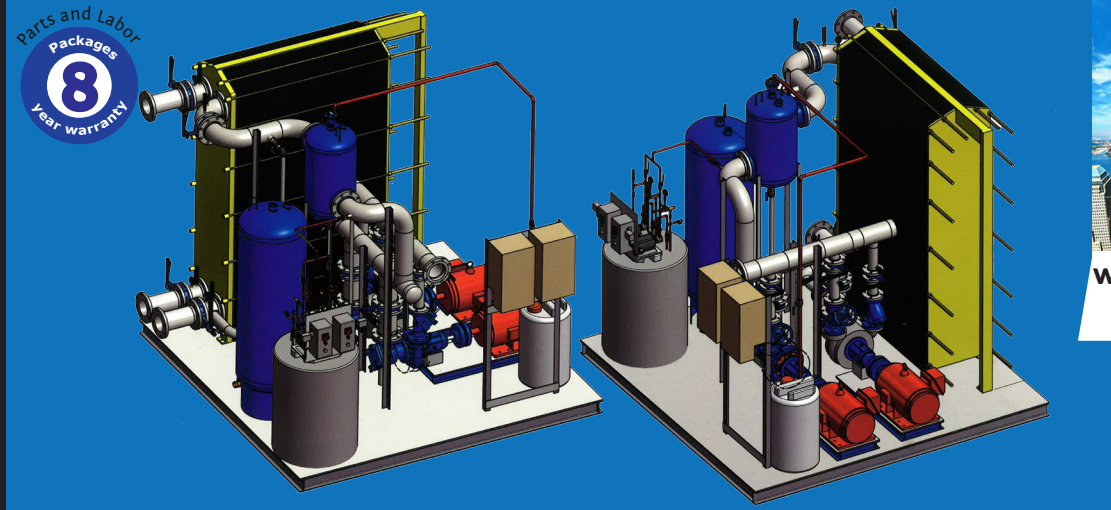


FORT BLISS HOSPITAL
EL PASO, TEXAS,
UNITED-STATES

Proud pumps supplier for the New World Trade Center towers in New York

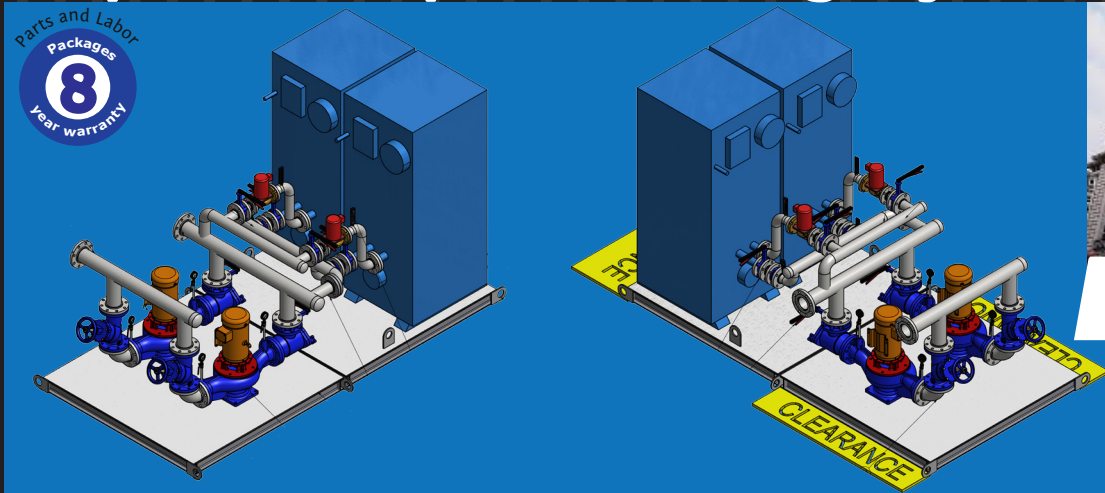
AND MORE

Heat Transfer




WORLD TRADE CENTER
NEW-YORK, U.S.A.

Duplex Pumps - Heating System



CRITERION HAGUE
NEW-YORK, U.S.A.
PHASE 1

Boiler Pack



CRITERION
NEW-YORK, U.S.A.
PHASE 2

We are proud supplier for the following completed and on going case studies projects :



Zermatt Lodge
Salt Lake City, UT, U.S.A.
<https://zermattresort.com>



Pier 17 South Street Seaport
South Street, New York, U.S.A
www.southstreetseaport.com



Pearl-Qatar
Doha, Qatar
www.thepearlqatar.com




Museum of Science and Industry
Tampa, Florida
www.mosi.org
Eng : Advance System Engineering



Exchange Tower
Vancouver, B.C., Canada
www.theexchangebuilding.ca




Dar El Salam General Hospital
Cairo Governorate, Egypt



Brock University Center
St. Catharines, Ontario, Canada
<https://www.brocku.ca>



520 Park Avenue
New York, U.S.A
www.520parkavenue.com



Saudi Jeddah Port
Jeddah Saudi, Arabia
www.ports.gov.sa



St-Joseph Women's Hospital
Tampa, Florida
www.sjbhealth.org
Eng: Smith, Seckman, Reid Engineering



Millennium Hilton
New-York City, NY, U.S.A
www.hilton.com




Le M Lorraine
Lorraine, Quebec, Canada
www.lemlorraine.com



Morton Plant North Bay Hospital
New Port Richey, Florida
www.mortonplant.com
Eng : IC Thomasson Association Incorporated



Lowney
Montréal, Quebec, Canada
<http://lelowney.prevel.ca>



Sheepshead Residential Tower
Brooklyn, New York City, U.S.A.
<http://www.sheepsheadbites.com>

Sales and Service:

Quebec, Canada
Tel. : (450) 621-2995
Fax : (450) 621-4995

Lake Worth
Florida, USA
33467-5749

Toronto, Canada
Tel. : +1 (647) 544-2995

www.flofab.com

SERVICE 24/7 : parts@flofab.com

