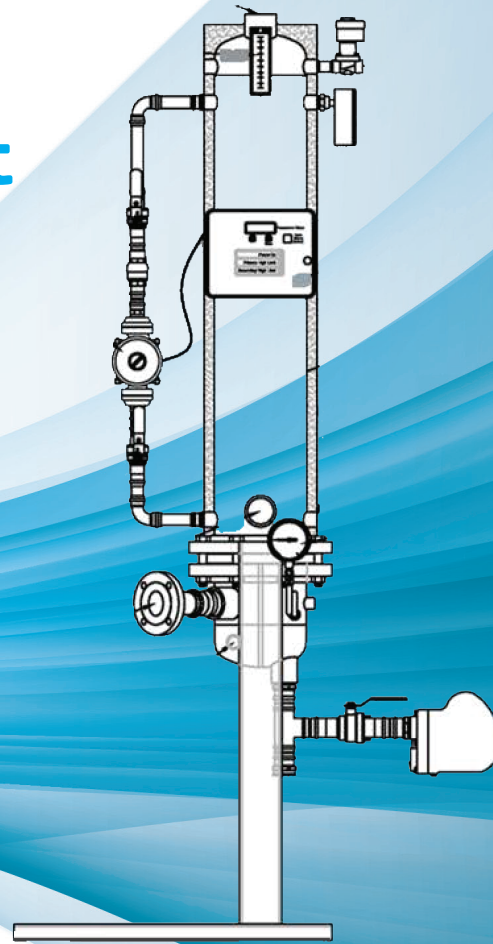




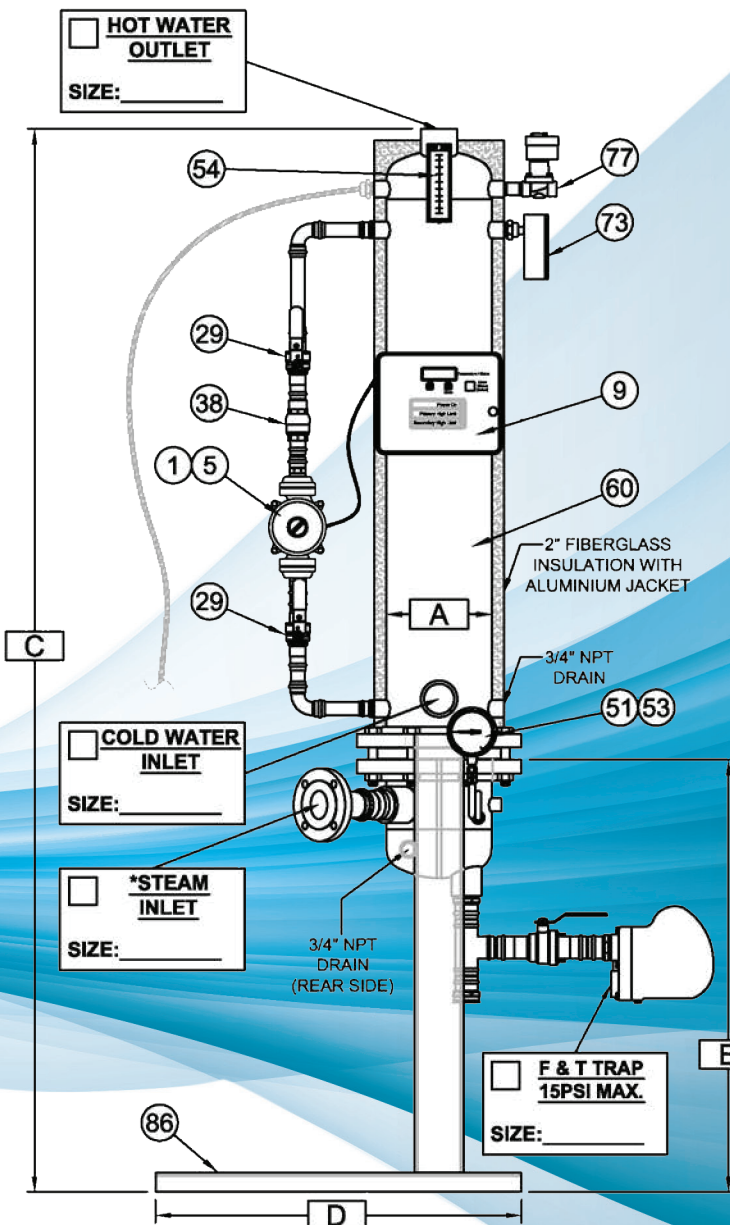
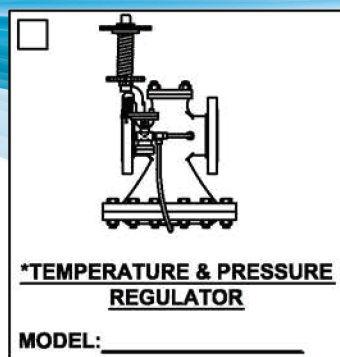
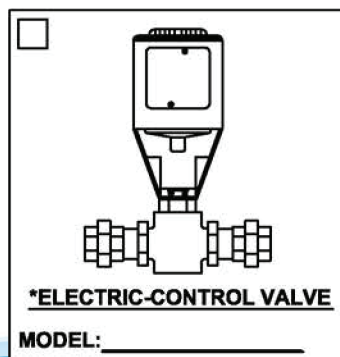
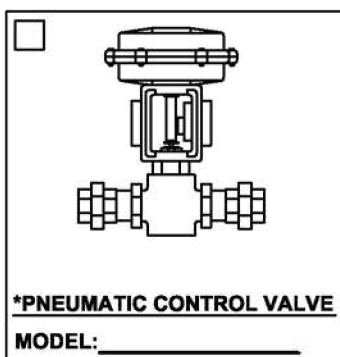
Semi Instantaneous Steam Hot Water Unit

**Operation, Maintenance
& Installation Manual**



www.flofab.com
001-iom-2017-sishwu

SEMI INSTANTANEOUS STEAM HOT WATER UNIT



DIMENSIONS (Inches)

	MODEL	A	B	*C APPROX.	D
<input type="checkbox"/>	SI-S-0626	6-5/8	28	66	24
<input type="checkbox"/>	SI-S-0638	6-5/8	40	88	24
<input type="checkbox"/>	SI-S-0650	6-5/8	52	112	24
<input type="checkbox"/>	SI-S-0826	8-5/8	28	66	24
<input type="checkbox"/>	SI-S-0838	8-5/8	40	88	24
<input type="checkbox"/>	SI-S-0850	8-5/8	52	112	24
<input type="checkbox"/>	SI-S-1038	10-3/4	40	88	30
<input type="checkbox"/>	SI-S-1050	10-3/4	52	112	30
<input type="checkbox"/>	SI-S-1238	12-3/4	40	88	30
<input type="checkbox"/>	SI-S-1250	12-3/4	52	112	30

DIMENSIONS SUBJECT TO CHANGE FOR DOUBLE WALL
DO NOT USE FOR CONSTRUCTION PURPOSES

DESCRIPTION	STANDARD	OPTIONAL
HEAD	<input type="checkbox"/> FABRICATED STEEL OR CAST IRON	<input type="checkbox"/> 304 STAINLESS <input type="checkbox"/> 316 STAINLESS
SHELL	<input type="checkbox"/> 304 STAINLESS	<input type="checkbox"/> 316 STAINLESS
TUBE SHEET	<input type="checkbox"/> 304 STAINLESS	<input type="checkbox"/> 316 STAINLESS
BAFFLES	<input type="checkbox"/> TEFLON	<input type="checkbox"/> 304 STAINLESS <input type="checkbox"/> 316 STAINLESS
TUBING	<input type="checkbox"/> 304 STAINLESS	<input type="checkbox"/> 316 STAINLESS

TYPE OF TUBING

<input type="checkbox"/> SINGLE WALL 304 STAINLESS STEEL (STANDARD)
<input type="checkbox"/> SINGLE WALL 316 STAINLESS STEEL
<input type="checkbox"/> DOUBLE WALL 304 STAINLESS STEEL
<input type="checkbox"/> DOUBLE WALL 316 STAINLESS STEEL

MAXIMUM OPERATING CONDITIONS

	<input type="checkbox"/>	<input type="checkbox"/>
TUBE WORKING PRESSURE	150 PSI	400 PSI
SHELL SIDE WORKING PRESSURE	150 PSI	400 PSI
HYDROSTATIC TEST PRESSURE (SHELL SIDE)	195 PSI	520 PSI
HYDROSTATIC TEST PRESSURE (TUBE SIDE)	195 PSI	520 PSI
MAXIMUM TEMPERATURE	375°F	450°F

NOTE: BUILT IN ACCORDANCE WITH ASME CODE SECTION VIII, DIVISION I, TEMA. U STAMPED FOR U.S. ONLY. DIMENSIONS SUBJECT TO CHANGE WITHOUT NOTICE. DO NOT USE FOR CONSTRUCTION PURPOSES.



HEATER SELECTION CHART

(SEMI INSTANTANEOUS STEAM HOT WATER UNIT)

Domestic Hot Water Heater Semi Instantaneous 40-140 Deg. F							
Heater Model	Water Flow	Steam Supply	Req'd Steam Flow	Water Temperature Regulating Valve			Steam Trap
Number	GPM	PSI	# / HR	Self Contained	Peumatic	Electric	Size
SI-S-0626	10	10	522	2	2	2	3/4
SI-S-0638	20	10	1046	2 1/2	2 1/2	2 1/2	1 1/4
SI-S-0650	30	10	1567	3	3	3	1 1/4
SI-S-0838	40	10	2089	4	4	4	1 1/2
SI-S-0850	50	10	2612	5	4	4	1 1/2
SI-S-0850	60	10	3134	5	4	4	1.5 Hi
SI-S-1038	70	10	3656	5	5	5	2 HI
SI-S-1050	80	10	4179	6	5	5	2 HI
SI-S-1050	100	10	5323	8	6	6	2 HI
SI-S-1250	120	10	6268	8	6	6	2 HI
SI-S-1250	140	10	7313	8	8	8	2 HI

Domestic Hot Water Heater Semi Instantaneous 40-140 Deg. F							
Heater Model	Water Flow	Steam Supply	Req'd Steam Flow	Water Temperature Regulating Valve			Steam Trap
Number	GPM	PSI	# / HR	Self Contained	Peumatic	Electric	Size
SI-S-0626	10	15	526	1 1/2	1 1/2	1 1/2	3/4
SI-S-0638	20	15	1053	2 1/2	2 1/2	2 1/2	1 1/4
SI-S-0650	30	15	1579	3	3	3	1 1/4
SI-S-0838	40	15	2106	3	3	3	1 1/2
SI-S-0850	50	15	2632	4	4	4	1 1/2
SI-S-0850	60	15	3159	5	4	4	1.5 Hi
SI-S-0850	70	15	3685	5	5	5	2 HI
SI-S-1038	80	15	4212	6	5	5	2 HI
SI-S-1050	100	15	5265	6	6	6	2 HI
SI-S-1050	120	15	6318	8	6	6	2 HI
SI-S-1250	140	15	7371	8	6	8	2 HI

Main Heater Connection				
Heater Model	Water Flow	Steam Inlet	Water In & Outlet	Condensate
Number	GPM	Size	Size	Size
SI-S-0626	10	2	1 1/2	3/4
SI-S-0638	20	2 1/2	1 1/2	1 1/4
SI-S-0650	30	3	1 1/2	1 1/4
SI-S-0826	40	4	2	1 1/2
SI-S-0838	50	5	2	1 1/2
SI-S-0850	60	5	2 1/2	1.5 Hi
SI-S-1038	70	5	2 1/2	2 HI
SI-S-1050	80	6	2 1/2	2 HI
SI-S-1050	100	8	3	2 HI
SI-S-1250	120	8	3	2 HI
SI-S-1250	140	8	3	2 HI

Surface Area
10,75
15,86
20,97
19,66
29,08
38,51
49,63
65,73
65,73
94,04
94,04

We are proud supplier for the following completed and on going projects :



Rutgers University Apartments
604 Bartholomew Road
Piscataway, NJ 08854



Bella Vista Ltd.,
26 Torbay Road. St.
John's, NL. A2A 2G4



Cité du Nouveau Monde
64 rue St-Paul Ouest,
Montreal, QC, H2Y 1Y8



Le Murray
1169, Rue Ottawa,
Montréal, QC H3C 1S6

Sales and Service:

Quebec, Canada
Tel. : (450) 621-2995
Fax : (450) 621-4995

Lake Worth
Florida, USA
33467-5749

Toronto, Canada
Tel. : +1 (647) 544-2995

www.flofab.com

SERVICE 24/7 : parts@flofab.com

