





# Base Mounted Pump

**Series 2000/2300  
2600**



[www.flofab.com](http://www.flofab.com)

001-cat-2016-2000

Go to [www.flofab.com](http://www.flofab.com) in Our Products Section to see the Master Spec - <http://www.arcomnet.com/masterspec/>

# TABLE OF CONTENTS

## GENERAL DATA

PRODUCT INFORMATIONS.....	2
---------------------------	---

## TECHNICAL DATA

PERFORMANCE CURVES.....	3
-------------------------	---

## HISTORY

Flo Fab was established in 1981 by Denis Gauvreau who created and developed the products line and constantly being perfected by Marc Gauvreau, as well as by a team of professional engineers and designers. It's a combination of existing designs from several renowned products and the innovative ideas of a new generation professionals.

Through the years, Flo Fab has acquired several companies and service entities including : AQUA-PROFAB (ASME Tanks manufacturer), MÉNARD, LÉONARD ÉLECTRIQUE, PMA. , Furthermore Flo Fab purchased equipment, fabrication designs and patterns from IDEALCO, a manufacturer of shell and tube type heat exchangers.

The after sales services, sales, engineering, R&D, production, quality control, accounting and administration departments of all the above companies share the same location.

In December 2014, Marc Gauvreau, son of the founder, acquired all shares of The company. Flo Fab and is constantly investing in new state of the art innovations new product like the XRI series and Prefab Skid for Hydronic Heating & cooling system, pumping systems. This has allowed Flo Fab to retain competent and experienced staff of professionals with varied and specialized abilities that constantly work on improving our existing products and add new engineered solutions that exceeding customer's expectations .

Flo Fab has grown quite rapidly and now proudly offers of a wide range of products available directly from one manufacturer. This includes pumps & pump packages, tanks, heat exchangers & hydronic accessories. This allows each project stakeholders to enjoy economical savings, peace of mind, best value for their investment and optimized total cost of ownership.





## ● Product Informations

**Casing:** Impeller/volute matching minimizes volute losses. The advanced impeller has been carefully matched by computerized design and testing to a volute of superior design. The matching of internal pressures and velocities improves hydraulic efficiency, allowing the impeller to produce its certified design flow and head, thus minimizing wasted horsepower. The volute design has four casing positions available. Gauge tapings make measuring pump pressure differential easy.

**Mechanical Seal:** Long-life mechanical seal is supplied with Viton elastomer, 303 stainless steel parts, carbon rotating washer and ceramic stationary seat. Pre-assembled on a bronze shaft sleeve to assure correct mechanical seal positioning and ease of servicing.

**Shaft:** Slip-fitted, pin-locked bronze shaft sleeve extending through seal box prevents shaft wear and corrosion. Elastomer gaskets seal both the shaft sleeve and the impeller cap screw to prevent shaft corrosion and isolate shaft from pumped liquid.

**Impeller:** New, unique 8-bladed impeller with vastly improved flow hydraulics stabilizes flow and reduces turbulence. Manufactured by Vacuum-cast foundry process that provides smooth waterways and dimensional control not found in sand casting.

**Quick disconnect:** Back pull-out design allows maintenance without disturbing the piping.

**Bearing:** Heavy cast iron bearing frame with integral rear-foot support features precision bore and register surfaces to assure rigid, accurate centering of shaft and impeller.

**Features:** Single stage end suction pump and double suction with a standard, stainless steel impeller making it a cost-effective solution. Stainless steel impellers have a superior efficiency and increased application coverage with larger pump sizes and the tougher, stainless steel impeller will last longer on the job no matter what liquid is applied.

### Series 2000

Grease reservoirs, conveniently located, provide positive flush-through lubrication for standard grease-lubricated frame. When fully lubricated, there is sufficient grease for up to 20 months of service. Adequate drain tapings to ensure dry conditions when servicing.

### Completely Assembled

**Application:** Heating, Air Conditioning and Industrial applications

**Head:** Up to 280 ft

**Flow:** Up to 1900 USGPM

**Max. Working Pressure:**

1204 kPa/175 PSI

1720 kPa/250 PSI

**Max. Working Temperature:**

225°F/107°C, 250°F/120°C

**Construction Features:**

- Standard is Cast Iron body, bronze impeller and wearing with Stainless steel shaft all pump sizes.

**Options:**

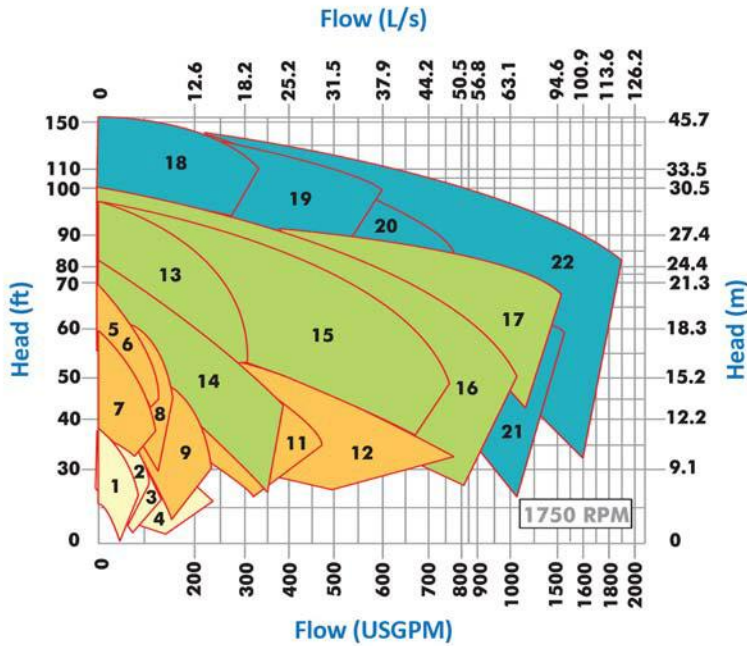
- Cast Iron body with 304 or 316 Stainless steel impeller from 2x1x6 to 4x3x8.
- All 304 Stainless steel from 2x1x6 to 4x3x8.
- All Iron construction all sizes.

The variety of liquids handled today has increased along with temperatures and pressures, which can add up to a shorter life span for a pump. This new option can withstand the chemicals commonly added to liquids today and the stainless steel is less likely to interact with those chemicals than similar bronze impellers.

\*\*\*Pumps are hydrostatically tested and data reports are recorded prior to shipping.\*\*\*



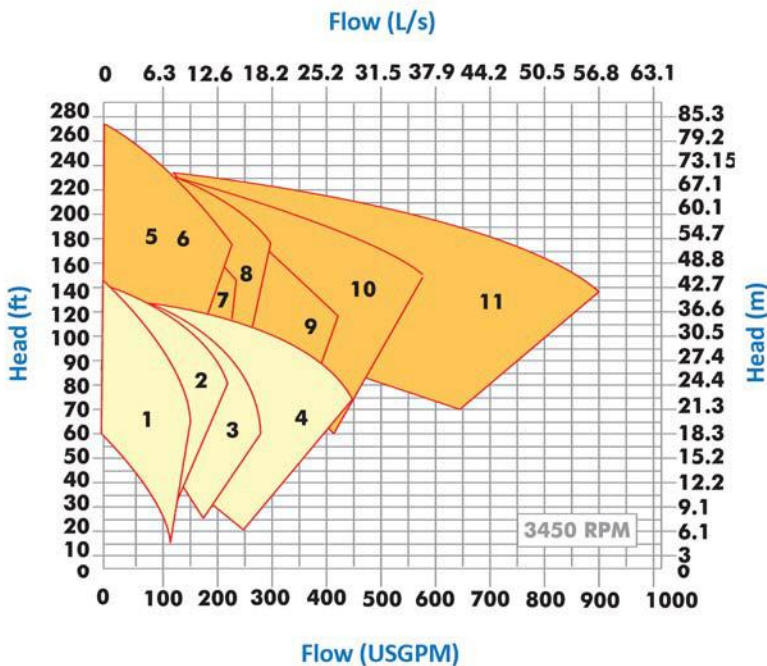
# Performance Curves



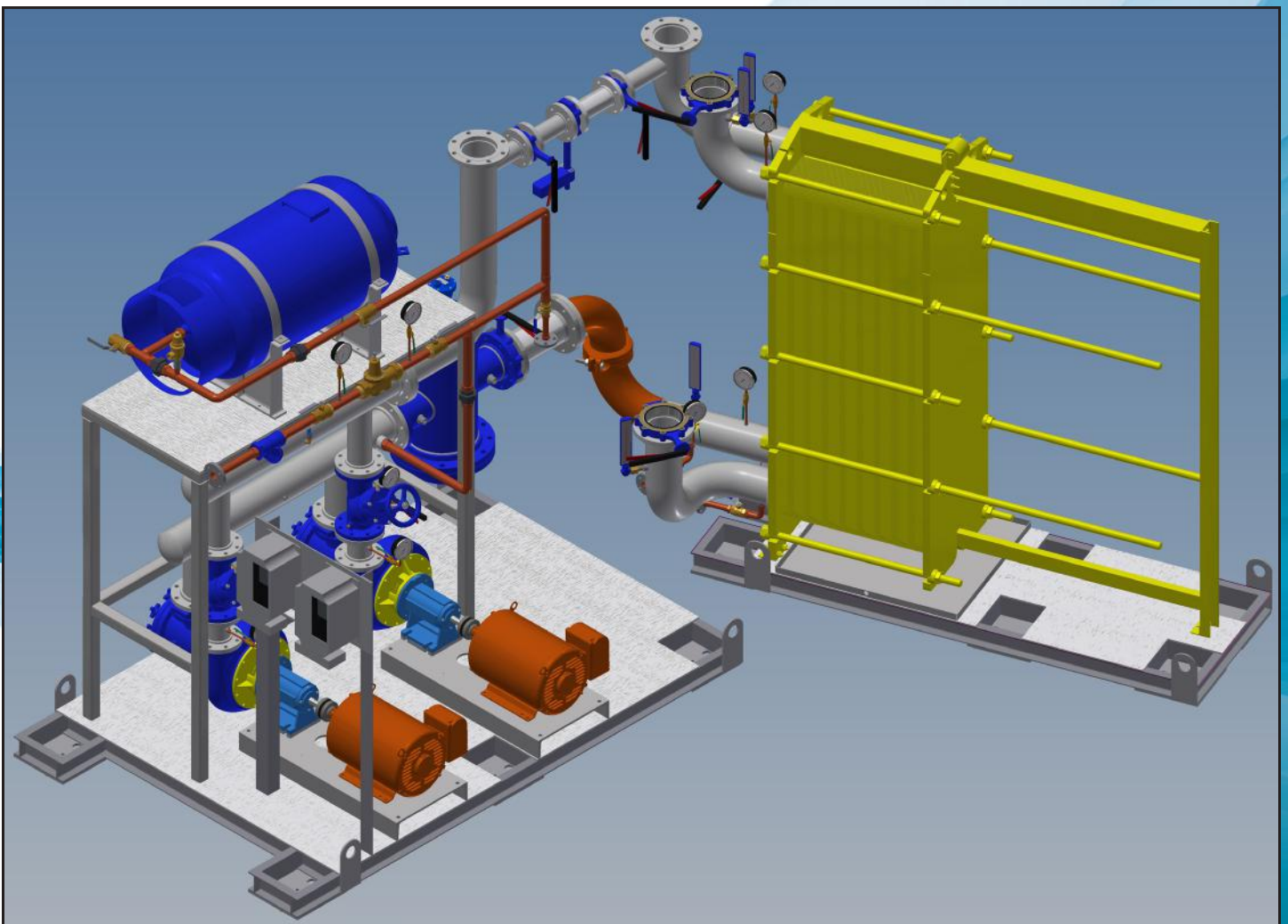
## Pump Models and Sizes

- 1 2 x 1 - 6
- 2 2 x 1.5 - 6
- 3 2 x 1.5 - 6
- 4 2.5 x 2 - 6
- 5 2 x 1 - 8
- 6 2 x 1 - 8
- 7 2 x 1.5 - 8
- 8 2 x 1.5 - 8
- 9 2.5 x 2 - 8
- 10 3 x 2.5 - 8
- 11 4 x 3 - 8
- 12 5 x 4 - 8
- 13 2.5 x 2 - 10
- 14 3 x 2.5 - 10
- 15 4 x 3 - 10
- 16 5 x 4 - 10
- 17 6 x 5 - 10
- 18 2 x 1.5 - 12
- 19 2.5 x 2 - 12
- 20 4 x 3 - 12
- 21 5 x 4 - 12
- 22 6 x 5 - 12


■ = NPT Connection



- **Package It**




- **Other System**





- **Other System**



We are proud supplier for the following  
completed and on going projects :



**75 Rockefeller Plaza**  
75 Rockefeller Plaza  
New York, NY, USA



**Zion Baptist Church**  
9802 76 Ave NW,  
Edmonton, AB



**La Malbaie Hospital**  
303 Saint Etienne Street,  
La Malbaie, QC, CA



**Catherine-de-Longpré  
Building**  
1075 Sainte-Foy Road,  
15th Floor Quebec, CA

## Sales and Service:

Quebec, Canada  
Tel. : (450) 621-2995  
Fax : (450) 621-4995

Lake Worth  
Florida, USA  
33467-5749

Toronto, Canada  
Tel. : +1 (647) 544-2995

[www.flofab.com](http://www.flofab.com)

SERVICE 24/7 : [parts@flofab.com](mailto:parts@flofab.com)

