



Double Suction Split Case

**Series
4800 U/L**



www.flofab.com

001-cat-2017-4800ul

TABLE OF CONTENTS

SERIES 4800 U "ALERT RABBIT" : FEATURES/CONSTRUCTION.....	2
SERIES 4800 L "SALUTING RABBIT" : CONSTRUCTION (CONTINUE).....	3
SERIES 4800 U "ALERT RABBIT": PERFORMANCE CURVES.....	4
SERIES 4800 L "SALUTING RABBIT": PERFORMANCE CURVES.....	5
SERIES 4800 PUMPS.....	6

HISTORY

Flo Fab was established in 1981 by Denis Gauvreau who created and developed the products line and constantly being perfected by Marc Gauvreau, as well as by a team of professional engineers and designers. It's a combination of existing designs from several renowned products and the innovative ideas of a new generation professionals.

Through the years, Flo Fab has acquired several companies and service entities including : AQUA-PROFAB (ASME Tanks manufacturer), MÉNARD, LÉONARD ÉLECTRIQUE, PMA. , Furthermore Flo Fab purchased equipment, fabrication designs and patterns from IDEALCO, a manufacturer of shell and tube type heat exchangers.

The after sales services, sales, engineering, R&D, production, quality control, accounting and administration departments of all the above companies share the same location.


In December 2014, Marc Gauvreau, son of the founder, acquired all shares of The company. Flo Fab and is constantly investing in new state of the art innovations new product like the XRI series and Prefab Skid for Hydronic Heating & cooling system, pumping systems. This has allowed Flo Fab to retain competent and experienced staff of professionals with varied and specialized abilities that constantly work on improving our existing products and add new engineered solutions that exceeding customer's expectations . Flo Fab has grown quite rapidly and now proudly offers of a wide range of products available directly from one manufacturer. This includes pumps & pump packages, tanks, heat exchangers & hydronic accessories. This allows each project stakeholders to enjoy economical savings, peace of mind, best value for their investment and optimized total cost of ownership.



- **Series 4800 U/L
"Rabbit Ear"**



**Series 4800 U
"Alert Rabbit"**



- **Features**

Application: The series 4800 U/L "Rabbit Ear Pumps" are double suction split case type and are most commonly applied for heating and air conditioning systems or other industrial applications.

Capacity: Flows up to 12 000 USGPM

Head: up to 750 ft.

Maximum Working Temperature: up to 220°F

Maximum Working Pressure: up to 231PSI

- **Construction**

Bearing Bracket: Shaft is a high grade alloy steel for highest yield and tensile strength, precision turned, grounded and polished. The ball bearing assembly employs precision over-size bearings front and back to handle thrust and radial loads. These bearings are factory greased for longer lasting trouble-free operation. The bearing assembly can be removed for maintenance without disturbing the piping.


Casing: The casing is of double-volute design, accomplishing two functions: First: radial impeller loads are reduced, for smaller bearing loads, and less power loss. Second: higher pump efficiencies are obtained over a greater range of flow.

Coupling: Rugged in construction, longer bearing, motor and pump life as well as smooth, quiet operation of both motor and pump are assured. Simple in design and easily installed, the couplings are unaffected by abrasives, dirt or moisture. There is no need for lubrication or maintenance. The non-metallic sleeve acts as a barrier insulating the motor from the pump, a coupling guard is supplied as standard equipment.

- **Series 4800 U/L
"Rabbit Ear"**



**Series 4800 L
"Saluting Rabbit"**



- **Construction
(continue)**

Motors: Only the highest quality name brand motors specially selected for quietness are used on series 4800 U/L pumps. Ball bearing motors are standard. Motors are 1150, 1750 and 3450 RPM. The motors are sized so that the maximum brake Horsepower output is less than allowed by the motor manufacturer's warranty.

Base: The pump baseplate is constructed of structural steel channel. These base assemblies are supplied with integral feet for ease of installation and leveling on a foundation. The free area beneath the motor and pump assembly eliminates the sound box effect of solid bases and allows for neater installation and facilitates cleaning in the pump area.

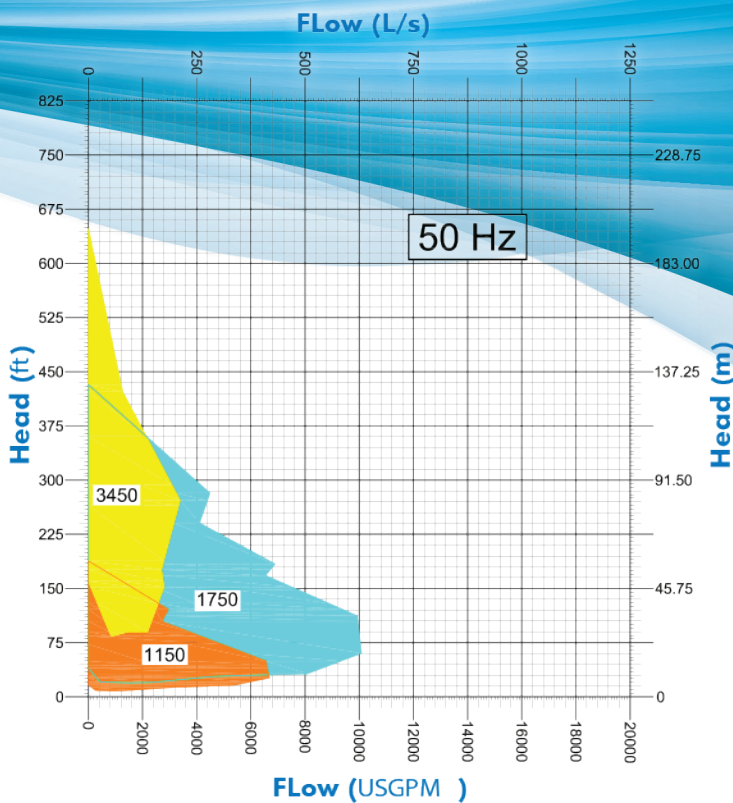
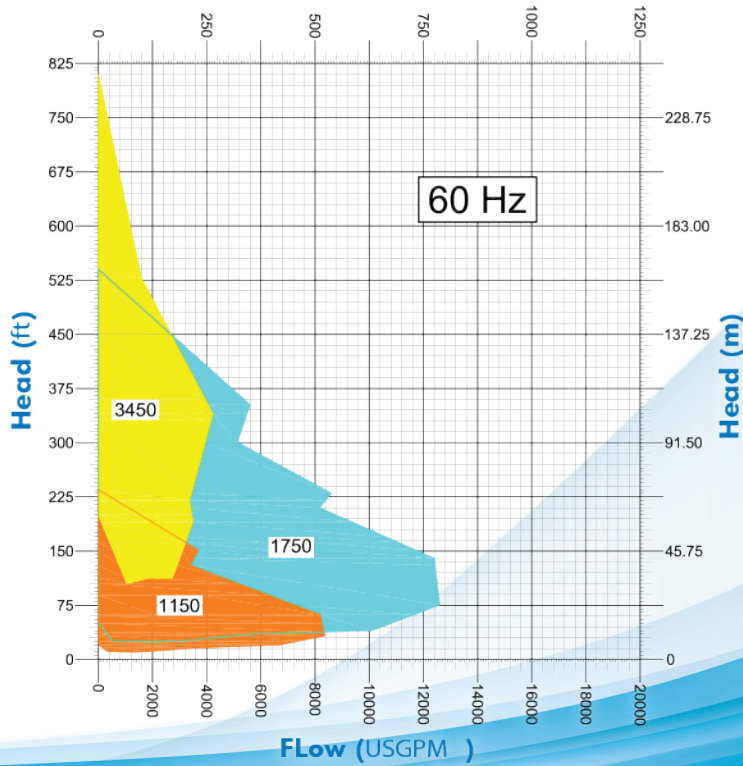
Suction and Discharge Connections: Located on the top of the casing (4800U), which results in additional space saving and ease of piping.

Mechanical Seals: The mechanical seals used in series 4800 U/L pumps are specially selected and as applied to these pump suitable for water temperatures up to 220oF. The carbon rotating member and ni-resist stationary member with precision lapped surfaces insure long life and positive prevention of leakage. Access plate in the front of the case readily allows seal replacement when required, without disturbing piping, bearing assembly, coupling or motor.

Impeller: Enclosed bronze impeller for double suction, is machined all over for greatest efficiency. All impellers are hydraulically balanced to assure minimum thrust.

Wearings: Bronze impeller or casing wearings are supplied as standard. These wearings are replaceable and prevent costly wear to both the casing and the impeller.

● Performance Curves Series 4800 U "Alert Rabbit"



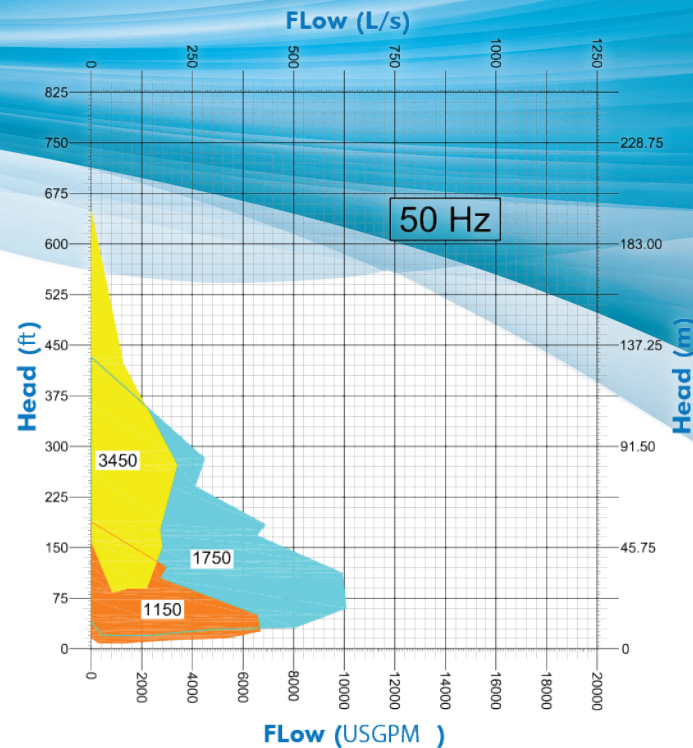
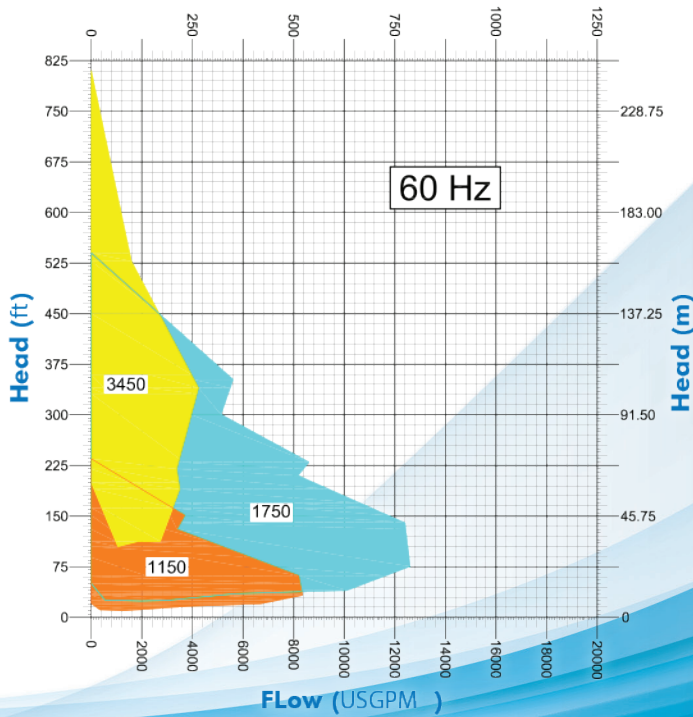
**1750 RPM
Pump Models
and
Sizes**

**3450 RPM
Pump Models
and
Sizes**

- | | |
|---------------------|-------------------|
| ① 5 x 3 x 8.4 U | ① 5 x 3 x 8.4 U |
| ② 5 x 3 x 9.84 U | ② 5 x 3 x 9.84 U |
| ③ 5 x 3 x 13.58 U | ③ 5 x 3 x 13.58 U |
| ④ 6 x 4 x 10 U | ④ 6 x 4 x 10 U |
| ⑤ 6 x 4 x 12.2 U | ⑤ 6 x 4 x 12.2 U |
| ⑥ 6 x 4 x 14.76 U | ⑥ 8 x 5 x 9.64 U |
| ⑦ 6 x 4 x 16.06 U | ⑦ 8 x 5 x 11.81 U |
| ⑧ 8 x 5 x 9.64 U | |
| ⑨ 8 x 5 x 11.81 U | |
| ⑩ 8 x 5 x 15.15 U | |
| ⑪ 8 x 5 x 18 U | |
| ⑫ 8 x 6 x 10.94 U | |
| ⑬ 8 x 6 x 13.58 U | |
| ⑭ 8 x 6 x 17.87 U | |
| ⑮ 8 x 6 x 21.33 U | |
| ⑯ 10 x 8 x 12.7 U | |
| ⑰ 10 x 8 x 16.22 U | |
| ⑱ 10 x 8 x 20.7 U | |
| ⑲ 12 x 10 x 14.76 U | |
| ⑳ 12 x 10 x 18.18 U | |
| ㉑ 14 x 12 x 12.12 U | |
| ㉒ 16 x 12 x 17.32 U | |
| ㉓ 16 x 14 x 15.03 U | |



● Performance Curves Series 4800 L "Saluting Rabbit"



**1750 RPM
Pump Models
and
Sizes**

**3450 RPM
Pump Models
and
Sizes**

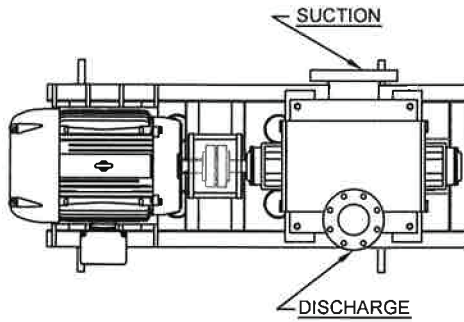
- | | |
|----------------------|-------------------|
| 1 5 x 3 x 8.4 L | 1 5 x 3 x 8.4 L |
| 2 5 x 3 x 9.84 L | 2 5 x 3 x 9.84 L |
| 3 5 x 3 x 13.58 L | 3 5 x 3 x 13.58 L |
| 4 6 x 4 x 10 L | 4 6 x 4 x 10 L |
| 5 6 x 4 x 12.2 L | 5 8 x 5 x 9.64 L |
| 6 6 x 4 x 14.76 L | 6 8 x 5 x 11.81 L |
| 7 6 x 4 x 16.06 L | 7 8 x 6 x 10.94 L |
| 8 8 x 5 x 9.64 L | |
| 9 8 x 5 x 11.81 L | |
| 10 8 x 5 x 15.15 L | |
| 11 8 x 5 x 18 L | |
| 12 8 x 6 x 10.94 L | |
| 13 8 x 6 x 13.58 L | |
| 14 8 x 6 x 17.87 L | |
| 15 8 x 6 x 21.33 L | |
| 16 10 x 8 x 12.7 L | |
| 17 10 x 8 x 16.22 L | |
| 18 10 x 8 x 20.7 L | |
| 19 12 x 10 x 18.18 L | |
| 20 14 x 12 x 12.12 L | |
| 21 16 x 12 x 17.32 L | |
| 22 16 x 14 x 15.03 L | |



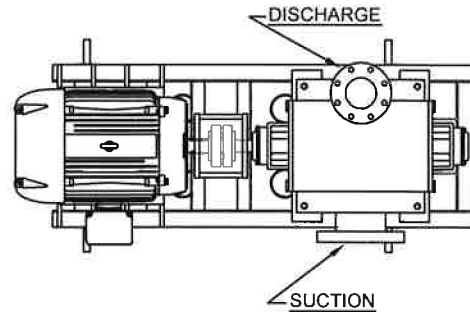


SERIES 4800 PUMPS

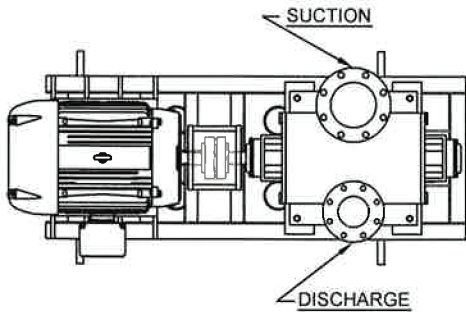
OPTIONS : LEFT HAND OR RIGHT HAND ROTATION



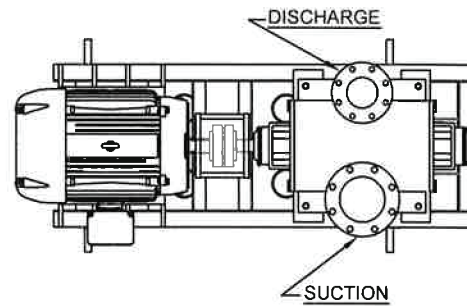
SERIES 4800L - LEFT HAND OR COUNTER-CLOCKWISE ROTATION



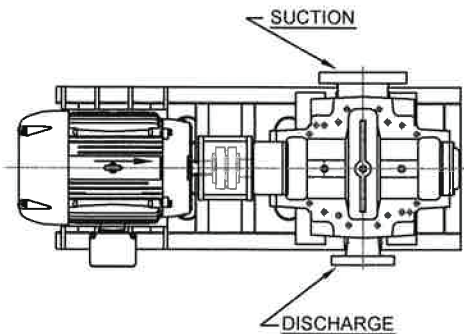
SERIES 4800L - RIGHT HAND OR CLOCKWISE ROTATION



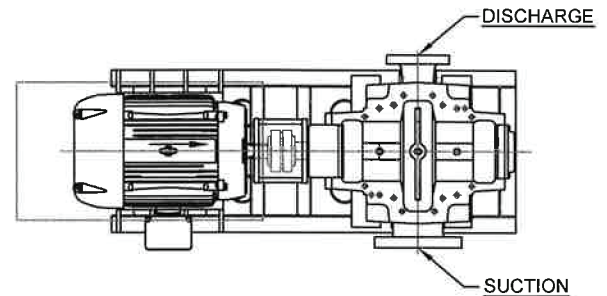
SERIES 4800U - LEFT HAND OR COUNTER-CLOCKWISE ROTATION



SERIES 4800U - RIGHT HAND OR CLOCKWISE ROTATION



SERIES 4800 - LEFT HAND OR COUNTER-CLOCKWISE ROTATION




SERIES 4800 - RIGHT HAND OR CLOCKWISE ROTATION

PUMP TAG No : _____

ACCEPTED BY : _____

DATE : _____


We are proud supplier for the following completed and on going projects :




Ville de Montreal
85 Notre-Dame Street E,
Montreal, QC, CA



College de Maisonneuve
3800 Sherbrooke Street E,
Montreal, QC, CA



Riverside Center Building 5
1 West End Avenue
NY, US



Building 2101
2101 2nd Avenue, Seattle,
Washington, Belltown

Sales and Service:

Quebec, Canada
Tel. : (450) 621-2995
Fax : (450) 621-4995

Lake Worth
Florida, USA
33467-5749

Toronto, Canada
Tel. : +1 (647) 544-2995

www.flofab.com

SERVICE 24/7 : parts@flofab.com

